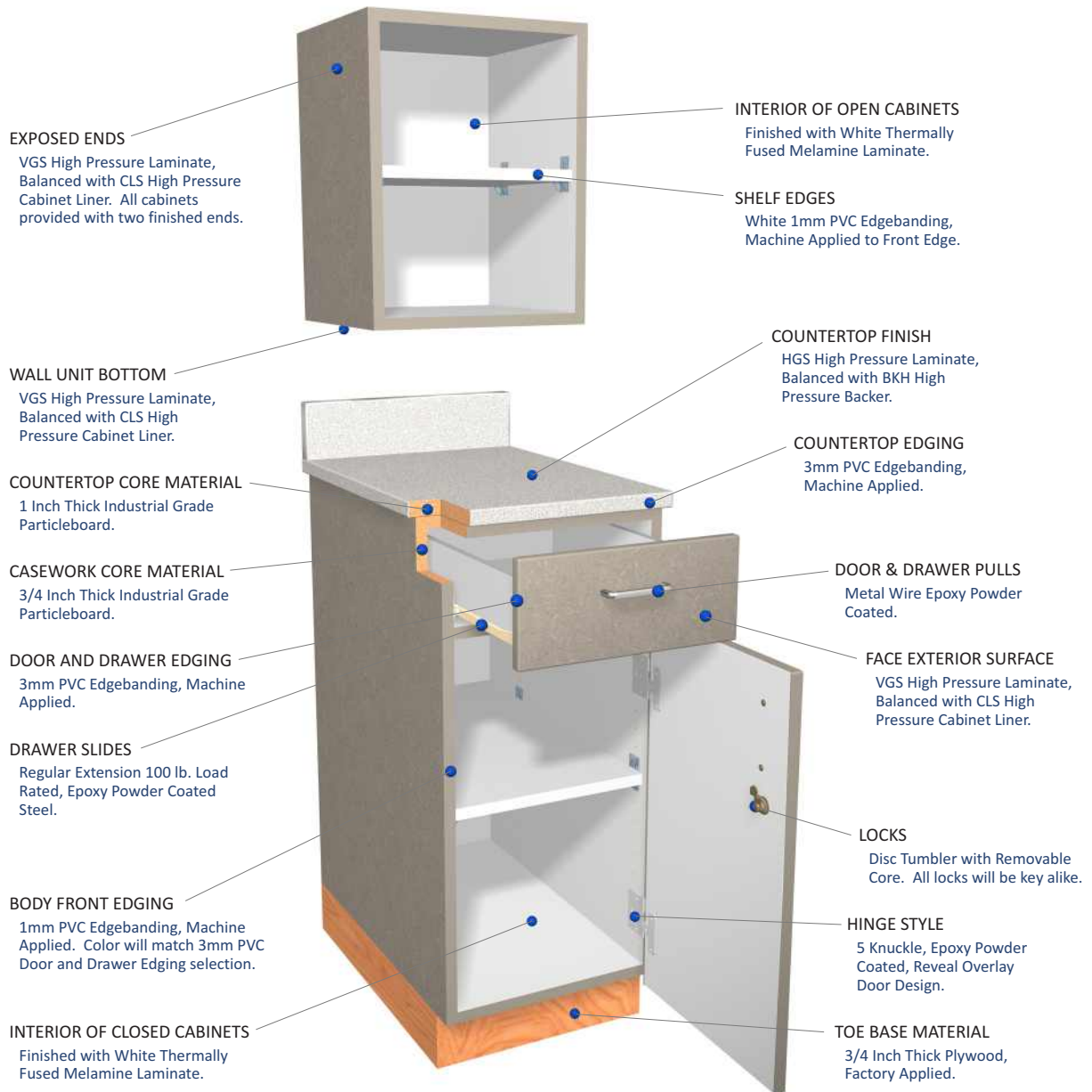


When **SPEED TO MARKET** matters, look to TMI Systems Design Corporation to meet your casework and countertop design needs. Since 1969, TMI has been providing high quality, durable, laminated products to education and healthcare projects across the United States. That same quality and durability is now available in a six week delivery program, at a price that won't break your budget.

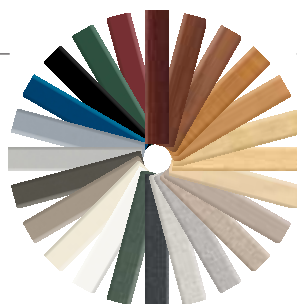
PRODUCT DETAILS



COLOR SELECTION OPTIONS



LAMINATE:
Select from the entire line of Wilsonart 'The Standards' high-pressure decorative laminates, including over 200 woodgrains, patterns, and solid colors.



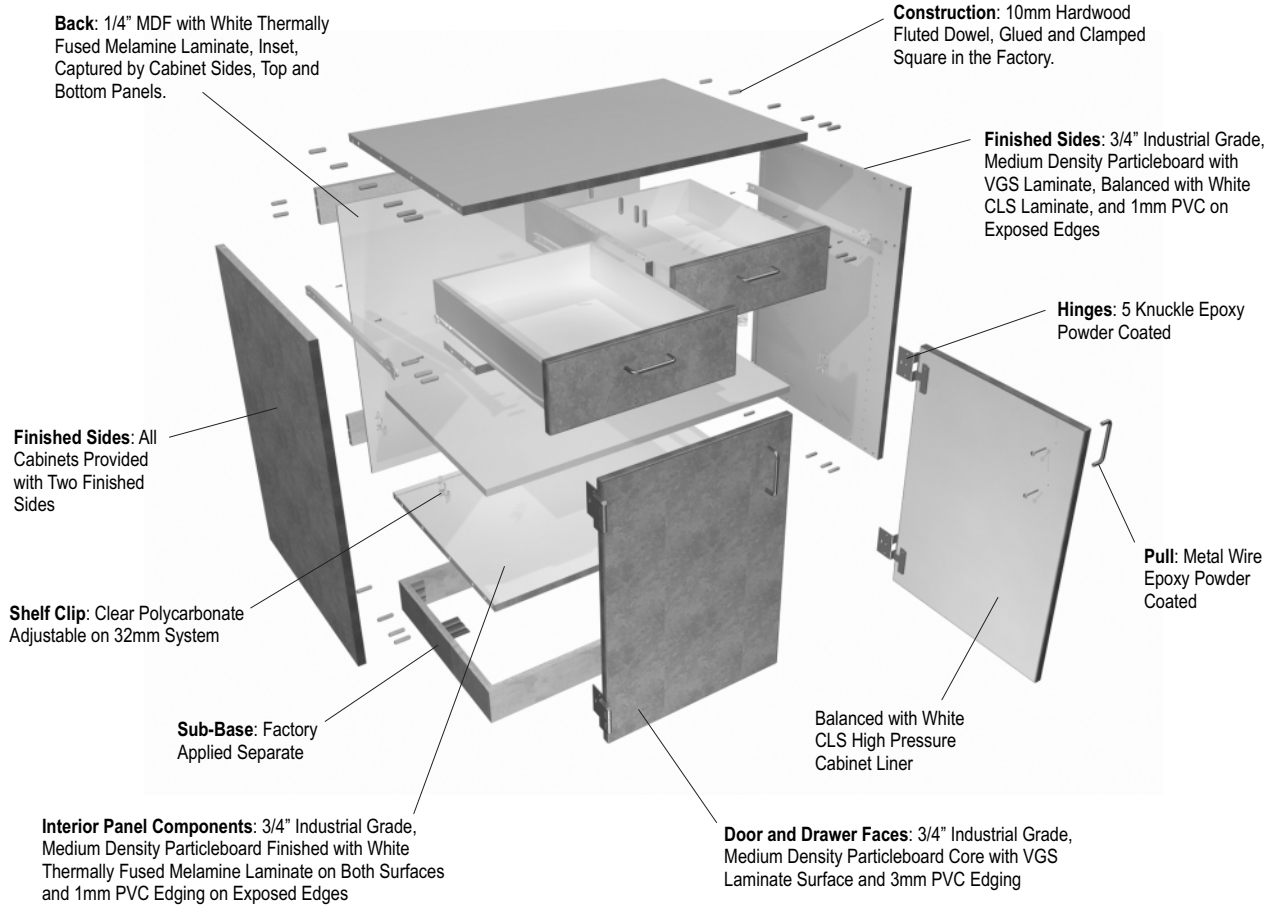
PVC EDGEBANDING:
The TMI Vendor Stock PVC Program includes over 100 matches to the most popular laminate selections available today, in 1mm and 3mm thicknesses.



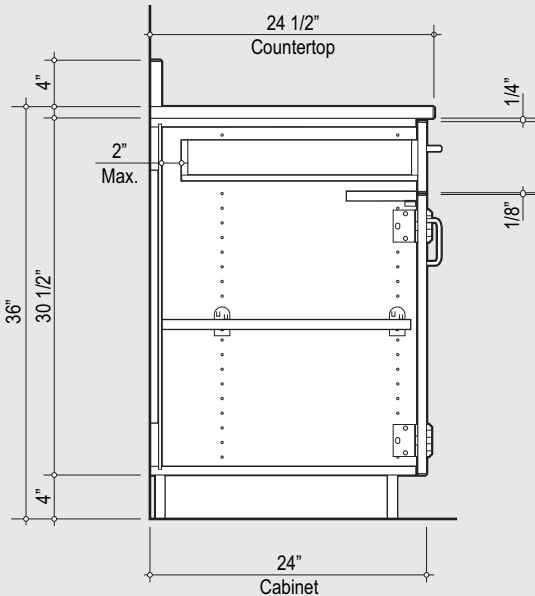
© Copyright 2010 TMI Systems Design Corporation. All rights reserved.

DESCRIPTION	TMI NO.	PAGE	DESCRIPTION	TMI NO.	PAGE
ACCESSORIES			DRAWER CABINETS (CONT'D)		
<ul style="list-style-type: none"> ▫ Countertop Supports: <ul style="list-style-type: none"> ▫ Angled Panel: A1050 ————— 10 ▫ Full Height Panel: A1000 ————— 10 ▫ Metal: A7453 ————— 11 ▫ Fillers: <ul style="list-style-type: none"> ▫ ADA: A9702 ————— 12 ▫ Base: A9701 ————— 12 ▫ Tall: A9711, A9712 ————— 12 ▫ Wall: A9721, A9722 ————— 12 ▫ Finished Back Panel: A1210 ————— 10 ▫ Grommet: A2340 ————— 11 ▫ Keyboard Tray: A2310 ————— 11 ▫ Pencil Drawer: A2330 ————— 11 ▫ Shelf: <ul style="list-style-type: none"> ▫ Cabinet Shelf: A1570 ————— 11 ▫ Misc. Shelf: A1400 ————— 10 ▫ Toe Kick Panel: A1150 ————— 10 	<ul style="list-style-type: none"> ▫ Lateral Files: <ul style="list-style-type: none"> ▫ 2 Drawer Stack: D2804 ————— 3 ▫ Paper Storage: <ul style="list-style-type: none"> ▫ 5 Drawer Stack: D5851 ————— 4 				
BASE CABINETS			OPEN BASE CABINETS		
<ul style="list-style-type: none"> ▫ Adjustable Shelves: <ul style="list-style-type: none"> ▫ No Vertical Dividers: B2050, B2051, B2052 — 1 ▫ Sink Cabinets: <ul style="list-style-type: none"> ▫ 6" High Fixed Panel: B2522 ————— 1 ▫ ADA Compliant: B2542 ————— 2 	<ul style="list-style-type: none"> ▫ Adjustable Shelves: <ul style="list-style-type: none"> ▫ No Vertical Dividers: B1050 ————— 1 ▫ Double Faced: B1410 ————— 1 ▫ Open Lockers: <ul style="list-style-type: none"> ▫ Double Wide: B8422 ————— 2 ▫ Single Wide: B8420 ————— 2 ▫ Triple Wide: B8424 ————— 2 				
COUNTERTOPS			OPEN TALL CABINETS		
<ul style="list-style-type: none"> ▫ 1" Thick Particleboard Deck: <ul style="list-style-type: none"> ▫ Double Faced: C1050 ————— 14 ▫ No Backsplash: C1000 ————— 14 ▫ With Backsplash: C1010 ————— 14 ▫ Side Splash: CSPLAS ————— 14 ▫ 3/4" Thick Deck: CTFIN2T ————— 14 	<ul style="list-style-type: none"> ▫ Adjustable Shelves: <ul style="list-style-type: none"> ▫ No Vertical Dividers: T1100 ————— 7 				
DOOR AND DRAWER CABINETS			OPEN WALL CABINETS		
<ul style="list-style-type: none"> ▫ With 6" High Top Drawer <ul style="list-style-type: none"> ▫ and Double Doors: D1123 ————— 3 ▫ and Single Door: D1120, D1121 ————— 2 	<ul style="list-style-type: none"> ▫ Adjustable Shelves: <ul style="list-style-type: none"> ▫ No Vertical Dividers: W1050 ————— 5 				
DRAWER CABINETS			TALL CABINETS WITH DOORS		
<ul style="list-style-type: none"> ▫ Drawer Stacks: <ul style="list-style-type: none"> ▫ 4 Drawer Stack: D4001, D4013 ————— 4 ▫ File Drawers: <ul style="list-style-type: none"> ▫ 2 Drawer Stack: D2800 ————— 3 ▫ 3 Drawer Stack: D3800 ————— 3 ▫ 3 Drawer Combo: D3802, D3862 ————— 3 ▫ 4 Drawer Stack: D4800 ————— 4 	<ul style="list-style-type: none"> ▫ Adjustable Shelves and 1 Fixed Shelf: <ul style="list-style-type: none"> ▫ No Vertical Divider: T2100, T2101, T2102 — 7, 8 ▫ No Shelves: T2002 ————— 7 ▫ Wardrobe Cabinet: <ul style="list-style-type: none"> ▫ Adjustable Shelves: T2590 ————— 8 ▫ Single Door: T2570, T2571 ————— 8 ▫ With File Drawers: T2592 ————— 9 				
DRAWER CABINETS			WALL CABINETS WITH DOORS		
			<ul style="list-style-type: none"> ▫ Adjustable Shelves: <ul style="list-style-type: none"> ▫ Glass Insert Doors: W3050, W3051, W3052 — 5, 6 ▫ No Vertical Dividers: W2050, W2051, W2052 — 5 ▫ Microwave: W9330 ————— 6 ▫ Open Compartment: W2252 ————— 5 		

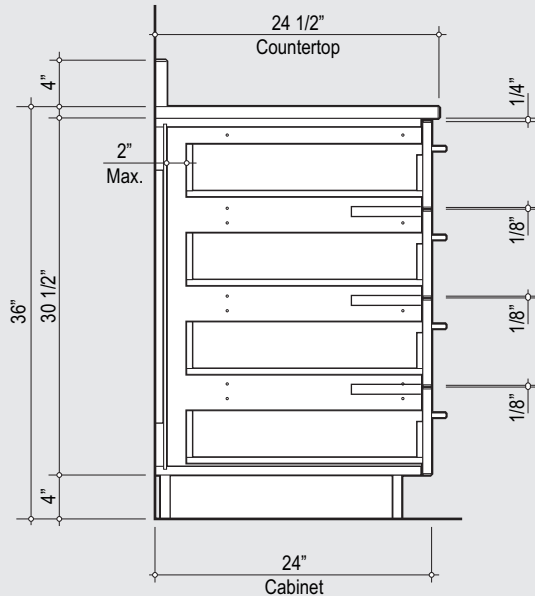
TMI BASE CABINET DETAILS



TYPICAL BASE CABINET DIMENSIONS

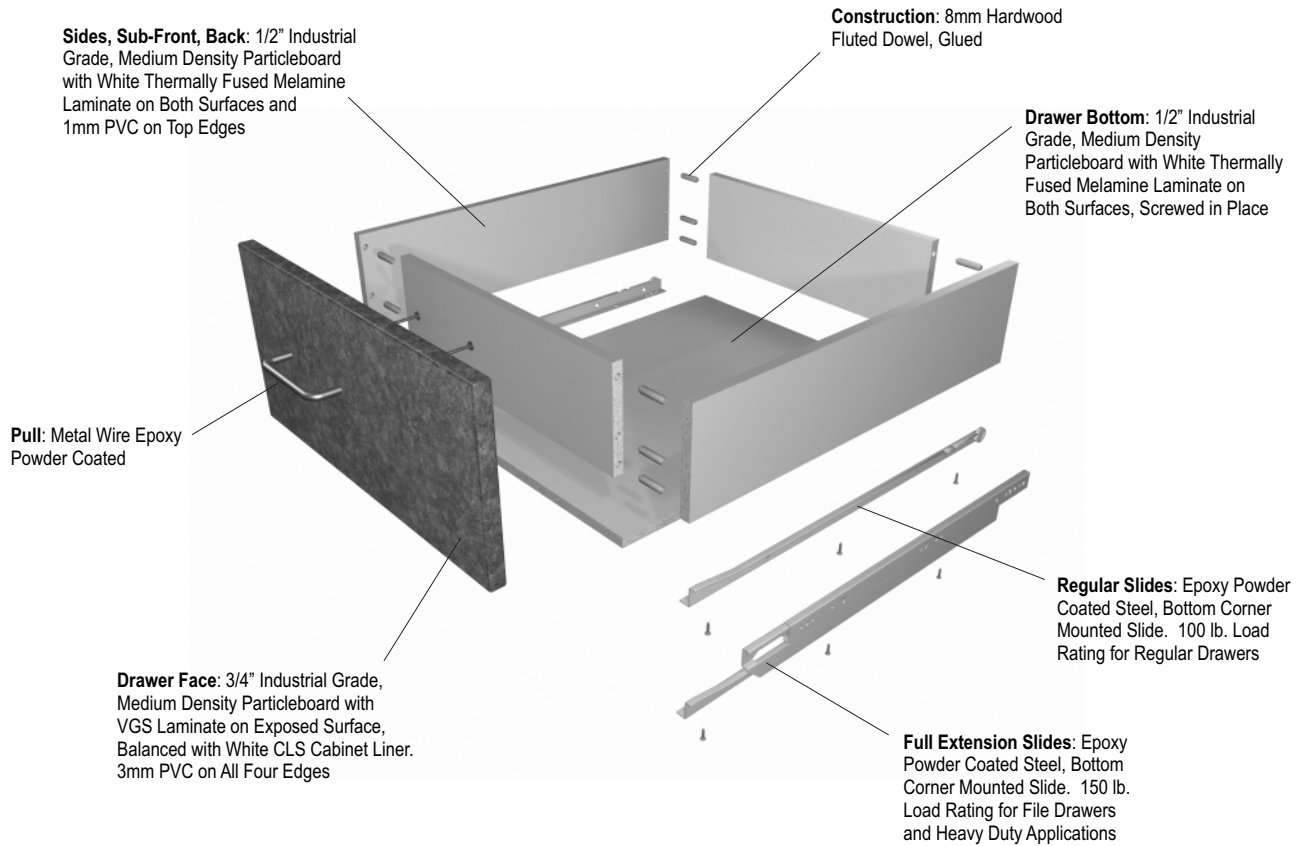


TYPICAL DRAWER STACK DIMENSIONS

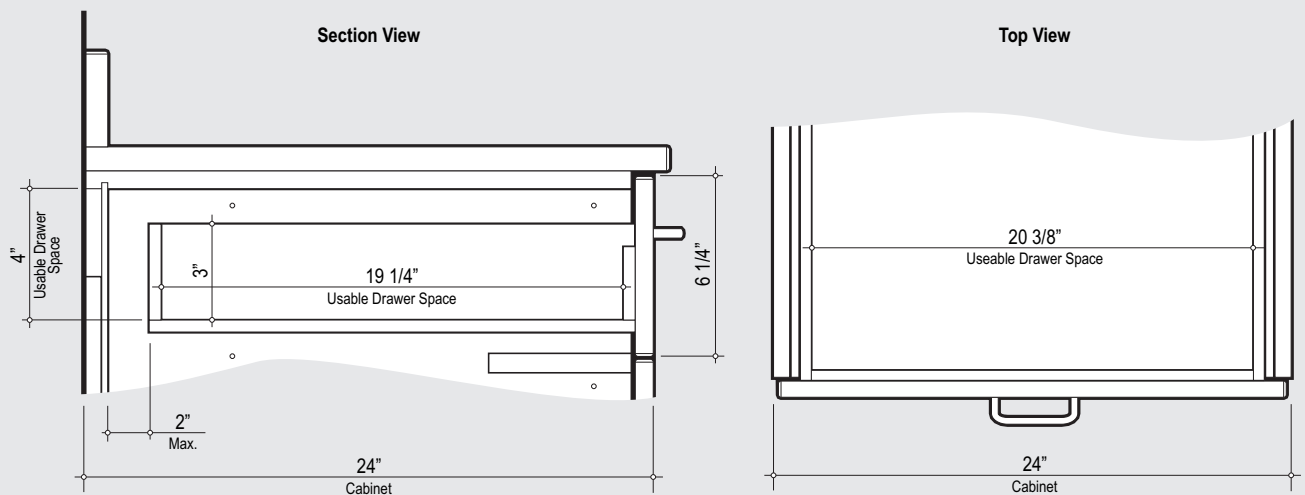


(Additional AutoCAD Details Available at www.tmisystems.com)

TMI DRAWER BOX DETAILS

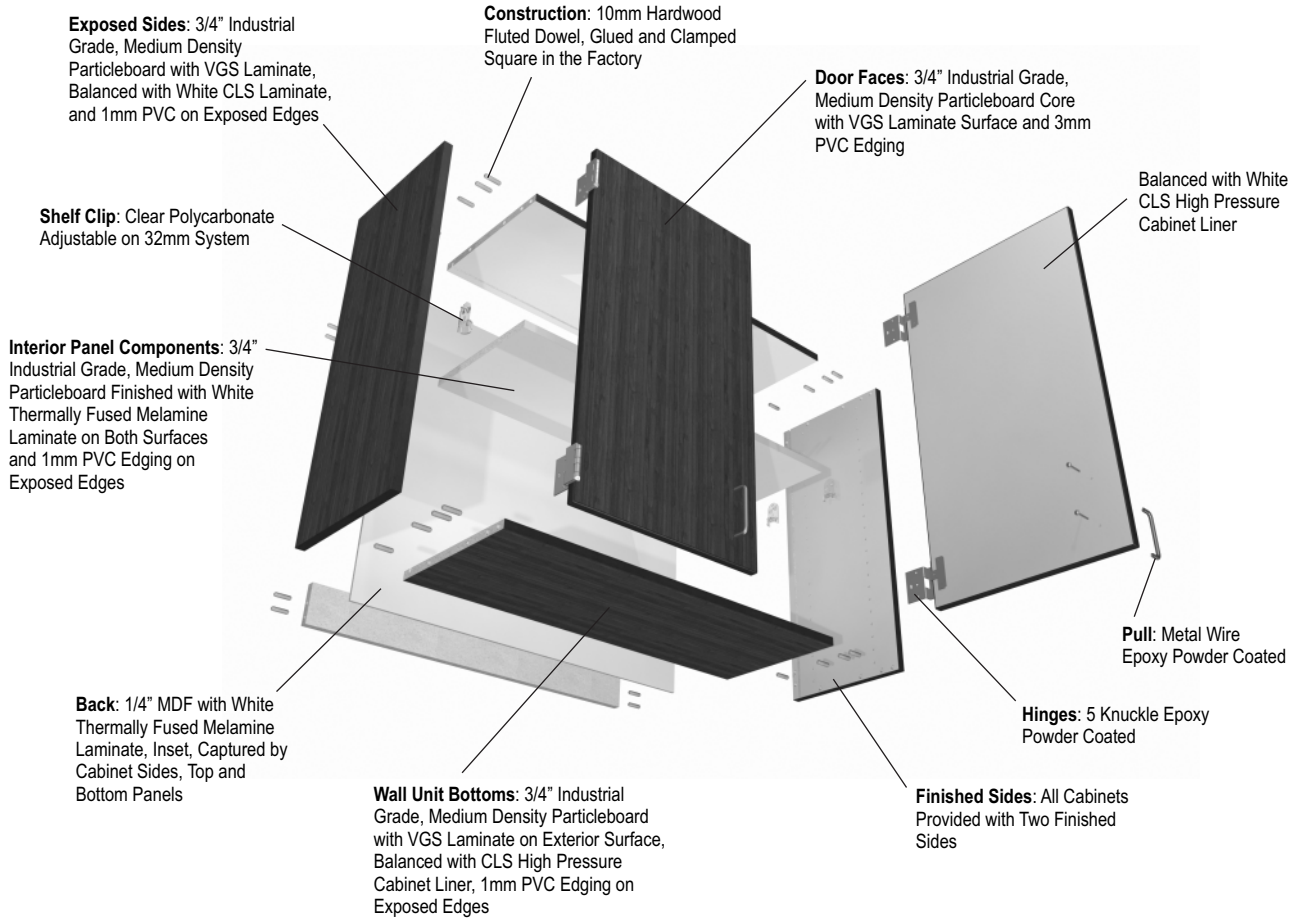


TYPICAL DRAWER BOX DIMENSIONS & USABLE DRAWER SPACE



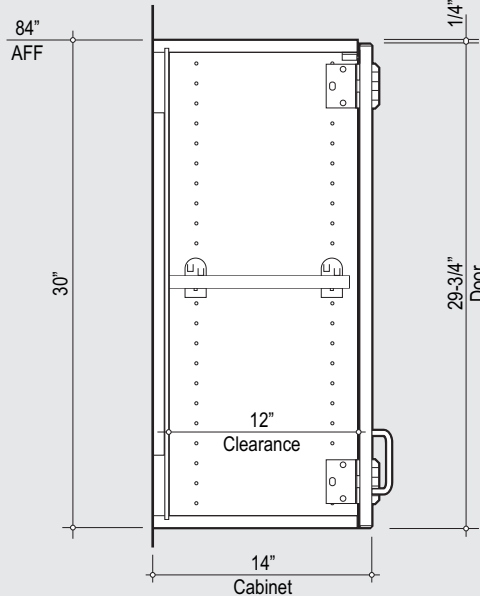
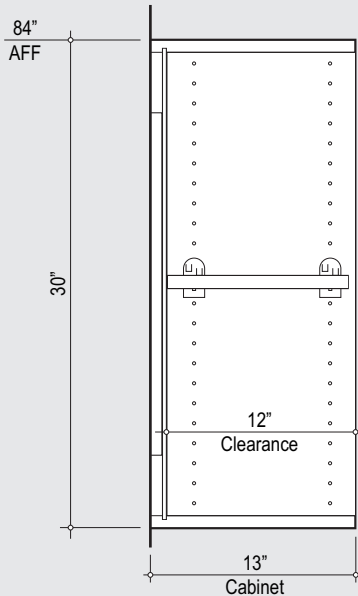
(Additional AutoCAD Details Available at www.tmisystems.com)

TMI WALL CABINET DETAILS



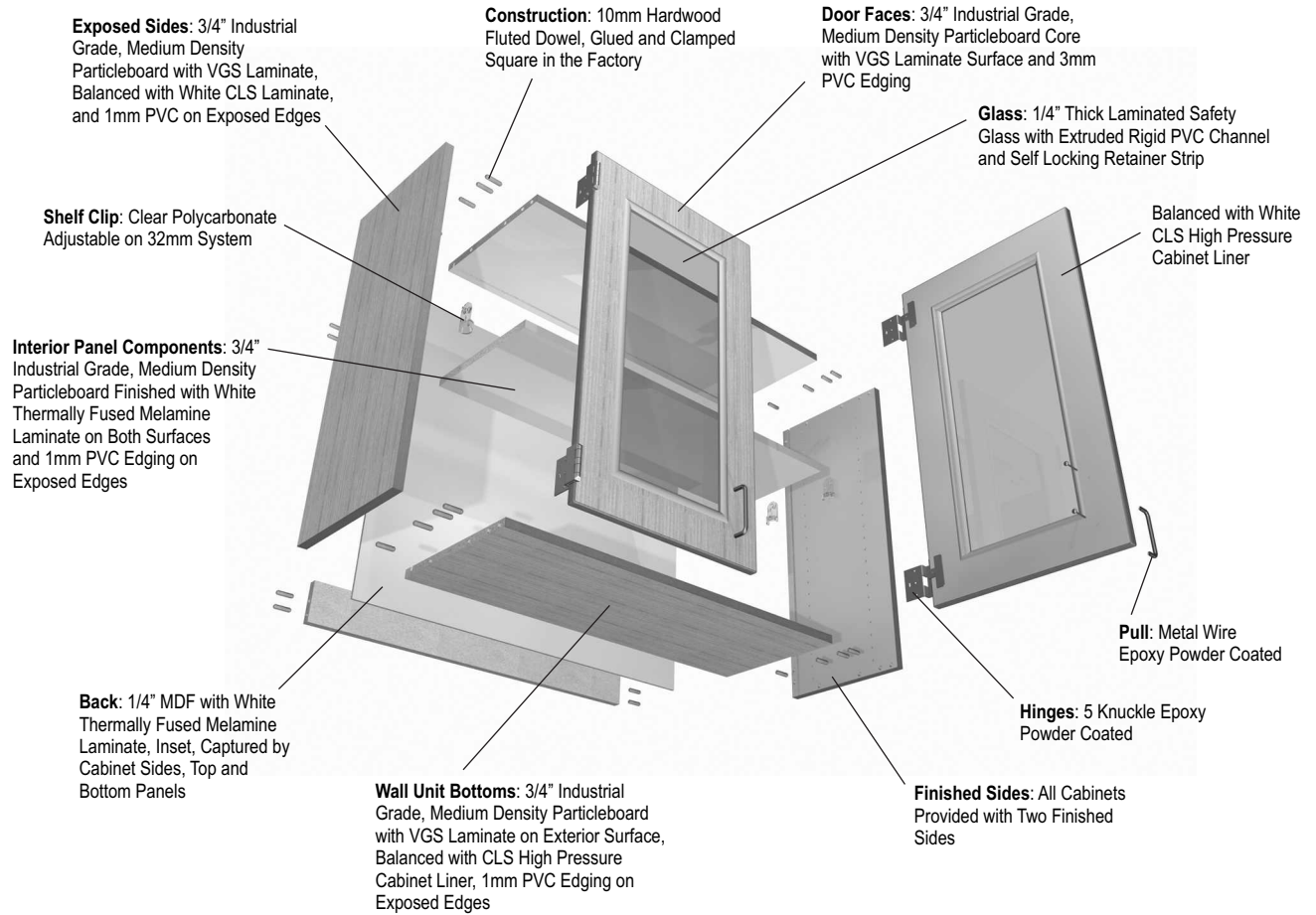
TYPICAL OPEN WALL CABINET

TYPICAL WALL CABINET WITH DOORS

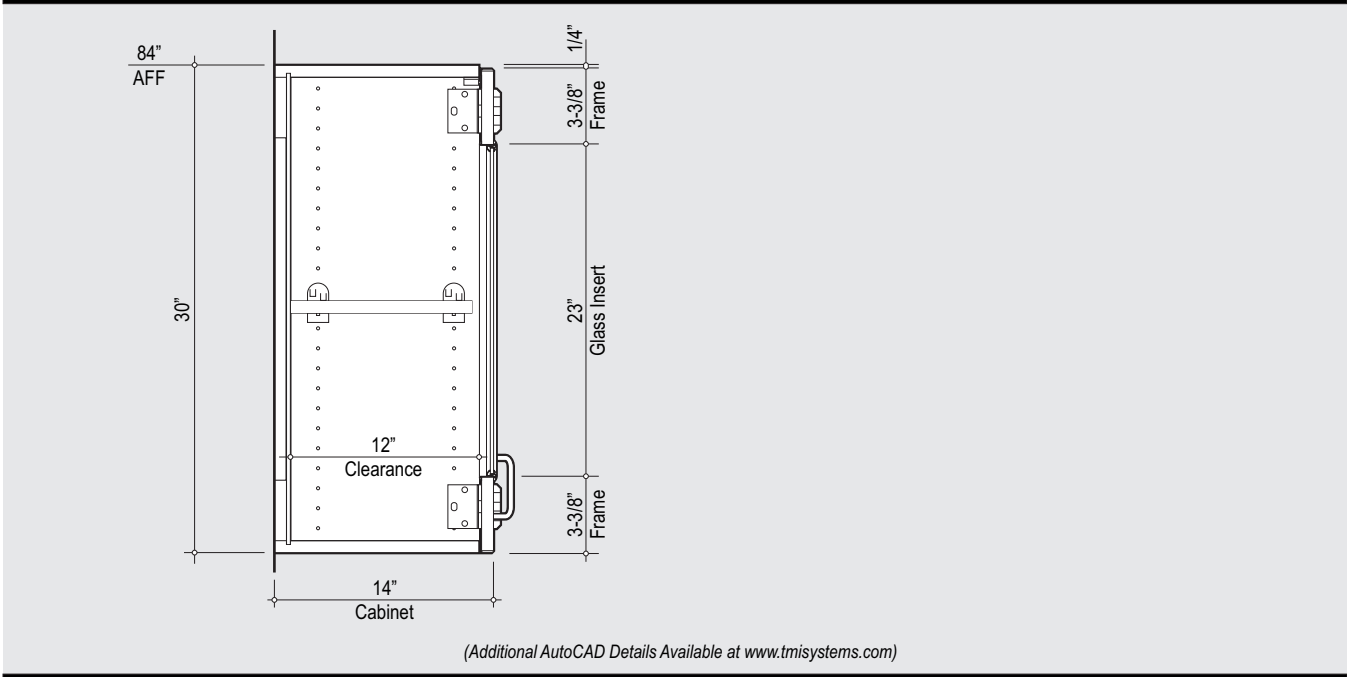


(Additional AutoCAD Details Available at www.tmisystems.com)

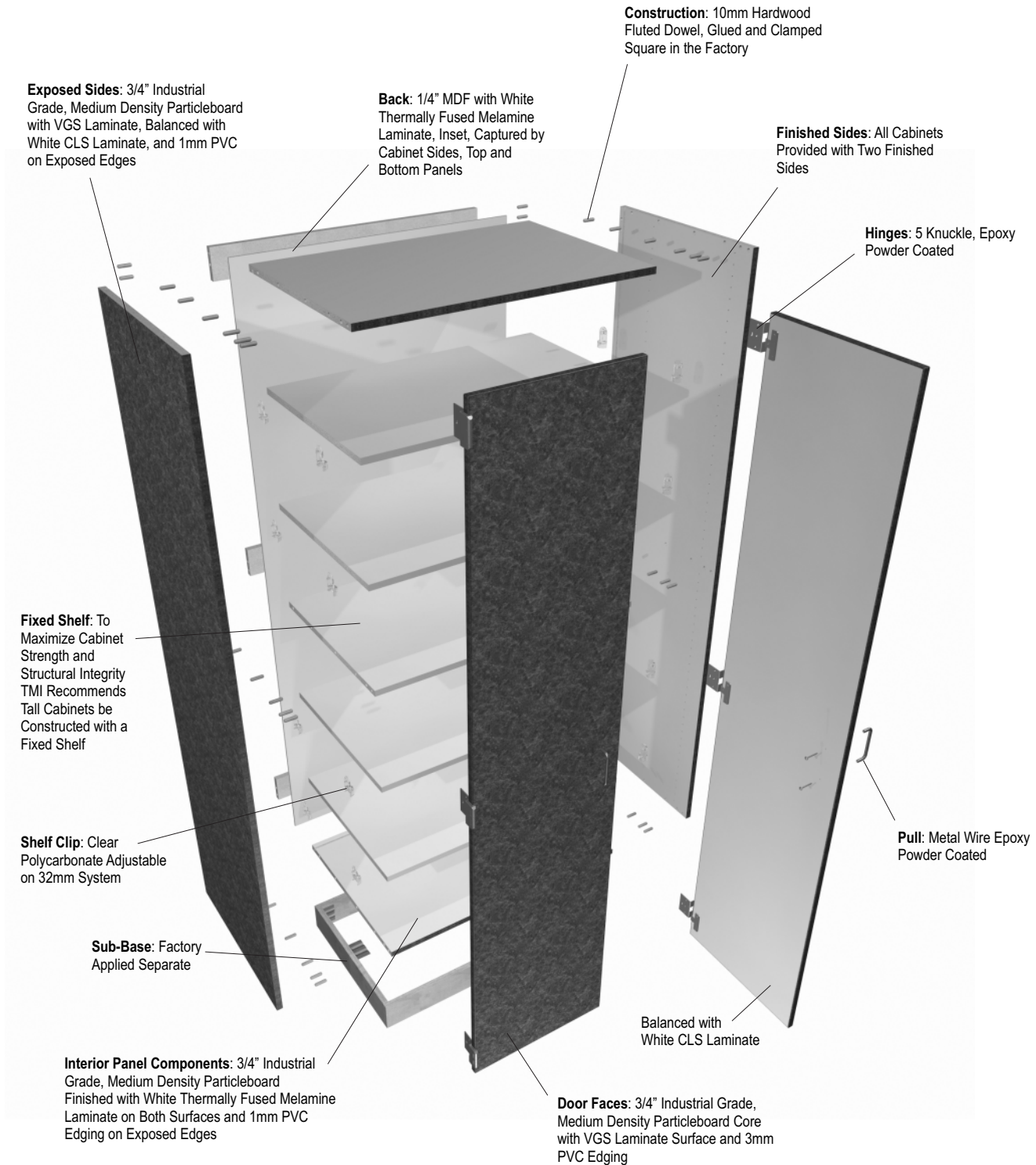
TMI WALL CABINET DETAILS



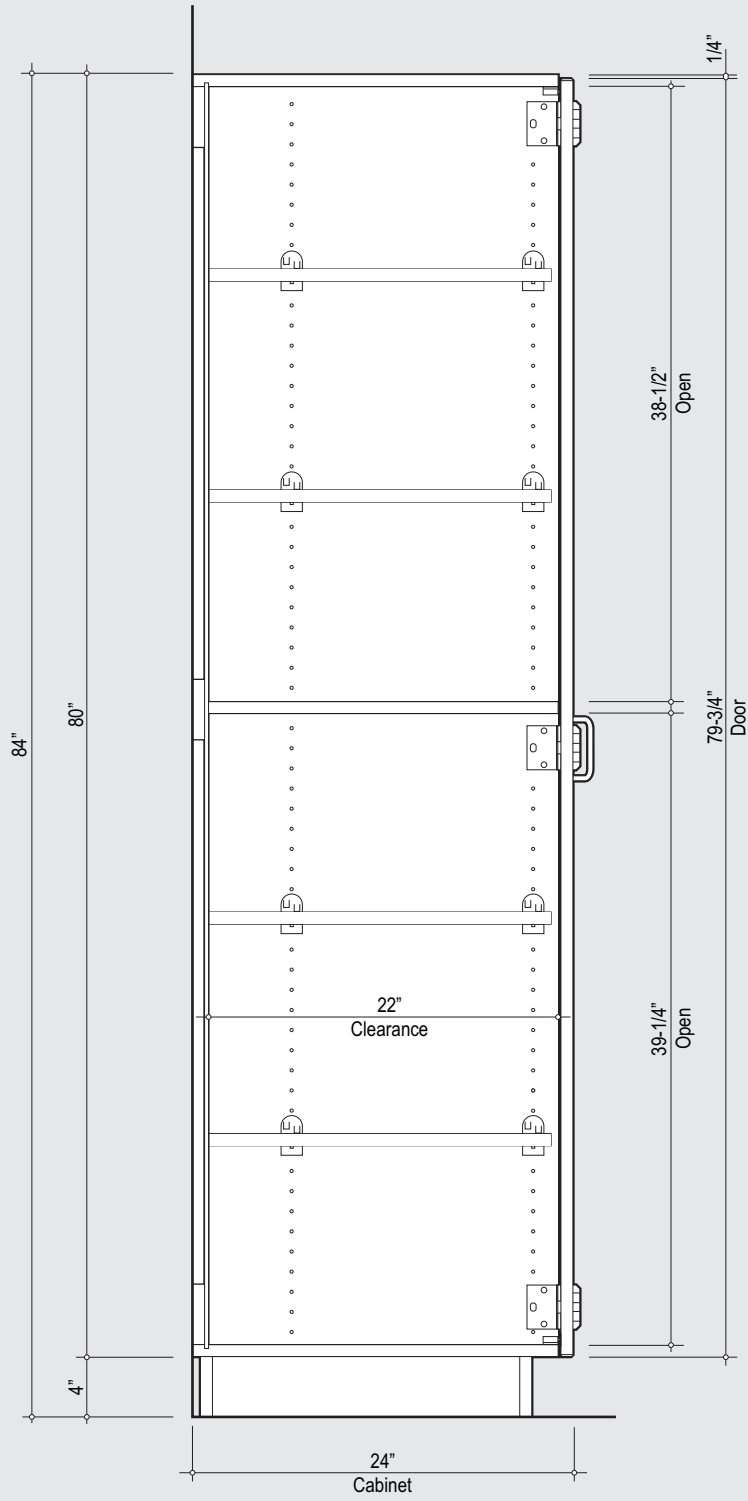
TYPICAL GLASS INSERT DOOR WALL CABINET








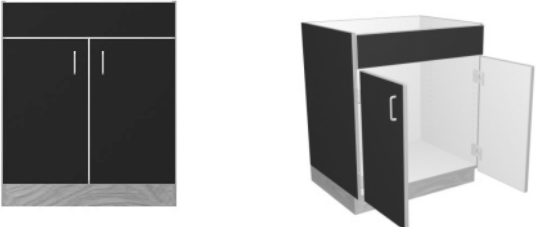
TMI TALL CABINET DETAILS


















TYPICAL TALL CABINET DIMENSIONS


















(Additional AutoCAD Details Available at www.tmisystems.com)





TMI PRODUCT NO.	PERSPECTIVE	DESCRIPTION	W	H	D	
B1050		Open base cabinet with one adjustable shelf. <i>All cabinets provided with 2 finished sides.</i>	12"	30"	13"	
			18"	32"	17"	
			24"	34"	23"	
			30"	36"	28"	
			36"			
B1410		Double faced open base cabinet with one adjustable shelf on each side. <i>All cabinets provided with 2 finished sides.</i>	12"	30"	23"	
			18"	32"	28"	
			24"	34"		
			30"	36"		
			36"			
B2050			Single door base cabinet with one adjustable shelf. <i>All cabinets provided with 2 finished sides.</i>	12"	30"	24"
				18"	32"	29"
B2051				24"	34"	
				36"	36"	
B252		Double door base cabinet with one adjustable shelf. <i>All cabinets provided with 2 finished sides.</i>	24"	30"	24"	
			30"	32"	29"	
			36"	34"		
				36"		
B2522		Double door sink cabinet with a 6" high fixed panel at the top and a removable back. <i>All cabinets provided with 2 finished sides.</i>	24"	30"	24"	
			30"	32"	29"	
			36"	34"		
			42"	36"		
			48"			







TMI PRODUCT NO.	PERSPECTIVE	DESCRIPTION	W	H	D
B2542		<p>ADA compliant sink cabinet. Front panel is 3 1/2" high.</p> <p><i>All cabinets provided with 2 finished sides.</i></p>	30" 36"	20-1/2"	24"
B8420		<p>Open locker cabinet with a 10-3/4" high compartment above and a compartment below with one double coat hook.</p> <p><i>All cabinets provided with 2 finished sides.</i></p>	12" 18" 24" 30" 36"	47" 59"	13" 17" 23" 28"
B8422		<p>Double locker cabinet, open, with two 10-3/4" high compartments above and two compartments below with one double coat hook in each.</p> <p><i>All cabinets provided with 2 finished sides.</i></p>	24" 30" 36" 42" 48"	47" 59"	13" 17" 23" 28"
B8424		<p>Triple locker cabinet, open, with three 10-3/4" high compartments above and three compartments below with one double coat hook in each.</p> <p><i>All cabinets provided with 2 finished sides.</i></p>	36" 42" 48"	47" 59"	13" 17" 23" 28"
D1120 D1121		<p>Single door base cabinet with one adjustable shelf and one 6" high drawer.</p> <p><i>All cabinets provided with 2 finished sides.</i></p>	12" 18" 24"	30" 32" 34" 36"	24" 29"







TMI PRODUCT NO.	PERSPECTIVE	DESCRIPTION	W	H	D
 D1123		Double door base cabinet with one adjustable shelf and two 6" high drawers. <i>All cabinets provided with 2 finished sides.</i>	24" 30" 36"	30" 32" 34" 36"	24" 29"
 D2800		Two drawer file cabinet. <i>Specify 16" width for letter files, and 19" width for legal files.</i> <i>All cabinets provided with 2 finished sides.</i>	16" 19"	30"	24" 29"
 D2804		Two drawer lateral file cabinet. Each drawer adjusts to accommodate Legal or Letter size files. <i>All cabinets provided with 2 finished sides.</i>	18" 24" 30" 36"	30"	24" 29"
 D3800		File cabinet with three equal drawers. <i>Specify 16" width for letter files, and 19" width for legal files.</i> <i>All cabinets provided with 2 finished sides.</i>	16" 19"	43"	24"
 D3802		Three drawer base cabinet with one file drawer at the bottom and a 6" high drawer at the top. <i>Specify 16" width for letter files, and 19" width for legal files.</i> <i>All cabinets provided with 2 finished sides.</i>	16" 19"	30" 32" 34" 36"	24" 29"


TMI PRODUCT NO.	PERSPECTIVE	DESCRIPTION	W	H	D
 D3862		Three drawer base cabinet with one file drawer at the bottom and two equal drawers at the top. <i>All cabinets provided with 2 finished sides.</i>	16" 19"	30" 32" 34" 36"	24" 29"
 D4001		Base cabinet with four equal drawers. <i>All cabinets provided with 2 finished sides.</i>	12" 18" 24" 30" 36"	30" 32" 34" 36"	24" 29"
 D4013		Base cabinet with a 6" high drawer at the top and three equal drawers. <i>All cabinets provided with 2 finished sides.</i>	12" 18" 24" 30" 36"	30" 32" 34" 36"	24" 29"
 D4800		File cabinet with four equal drawers. <i>Specify 16" width for letter files, and 19" width for legal files.</i> <i>All cabinets provided with 2 finished sides.</i>	16" 19"	56"	24"
 D5851		Paper storage cabinet with five equal drawers. <i>All cabinets provided with 2 finished sides.</i>	36" 42" 48"	30" 32" 34" 36"	24" 29" 35"






TMI PRODUCT NO.	PERSPECTIVE	DESCRIPTION	W	H	D
 <p>W1050</p>	<p>Open wall cabinet with one adjustable shelf.</p> <p><i>All cabinets provided with 2 finished sides.</i></p>	12" 18" 24" 30" 36"	18" 24" 30" 36"	13"	
 <p>W2050 W2051</p>	<p>Single door wall cabinet with one adjustable shelf.</p> <p><i>All cabinets provided with 2 finished sides.</i></p>	12" 18" 24"	18" 24" 30" 36"	14"	
 <p>W2052</p>	<p>Double door wall cabinet with one adjustable shelf.</p> <p><i>All cabinets provided with 2 finished sides.</i></p>	24" 30" 36"	18" 24" 30" 36"	14"	
 <p>W2252</p>	<p>Double door wall cabinet with one adjustable shelf and an 11-3/4" high open compartment below.</p> <p><i>All cabinets provided with 2 finished sides.</i></p>	24" 30" 36"	24" 30" 36"	14"	
 <p>W3050 W3051</p>	<p>Wall cabinet with one adjustable shelf and one glass-insert door with 1/4" laminated safety glass.</p> <p><i>All cabinets provided with 2 finished sides.</i></p>	18" 24"	18" 24" 30" 36"	14"	




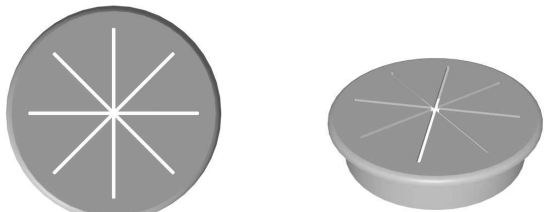

TMI PRODUCT NO.	PERSPECTIVE	DESCRIPTION	W	H	D
 <p>W3052</p>		<p>Wall cabinet with one adjustable shelf and two glass-insert doors with 1/4" laminated safety glass.</p> <p><i>All cabinets provided with 2 finished sides.</i></p>	30" 36"	18" 24" 30" 36"	14"
 <p>W9330</p>		<p>Microwave storage wall cabinet with double doors and an adjustable shelf above a 14-7/8" high open compartment with an 18" extended platform.</p> <p><i>All cabinets provided with 2 finished sides.</i></p>	30" 36"	30" 36"	14"



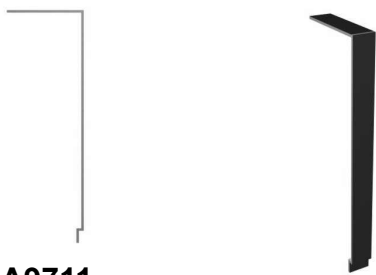
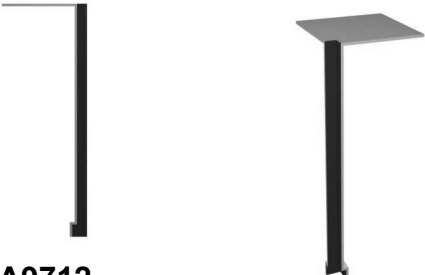

TMI PRODUCT NO.	PERSPECTIVE	DESCRIPTION	W	H	D
T1100		 <p>Open tall cabinet with one fixed shelf and four adjustable shelves.</p> <p><i>All cabinets provided with 2 finished sides.</i></p>	12"	72"	13"
			18"	84"	17"
			24"		23"
			30"		28"
			36"		
T2002		 <p>Double door tall cabinet.</p> <p><i>All cabinets provided with 2 finished sides.</i></p>	24"	72"	24"
			30"	84"	29"
			36"		
T2100 T2101		 <p>Single door tall cabinet with one fixed shelf and four adjustable shelves.</p> <p><i>All cabinets provided with 2 finished sides.</i></p>	12"	72"	24"
			18"	84"	29"
			24"		

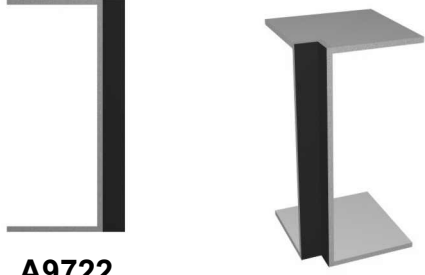
TMI PRODUCT NO.	PERSPECTIVE	DESCRIPTION	W	H	D
T2102	 	<p>Double door tall cabinet with one fixed shelf and four adjustable shelves.</p> <p><i>All cabinets provided with 2 finished sides.</i></p>	24" 30" 36"	72" 84"	24" 29"
T2570 T2571	 	<p>Single door tall cabinet with a 10-1/4" high compartment above and one fixed shelf with a closet rod.</p> <p><i>All cabinets provided with 2 finished sides.</i></p>	12" 18" 24"	84"	24" 29"
T2590	 	<p>Tall wardrobe cabinet with one on-center vertical divider, one fixed shelf and a closet rod on the left side, one fixed shelf and four adjustable shelves on the right side. The left door has a mirror and pin tray. Door locks are included.</p> <p><i>All cabinets provided with 2 finished sides.</i></p>	30" 36" 42" 48"	84"	24" 29"

TMI PRODUCT NO.	PERSPECTIVE	DESCRIPTION	W	H	D
<p>T2592</p>		<p>Tall wardrobe cabinet with one off-center vertical divider, one fixed shelf and a closet rod on the left side, and one fixed shelf, two adjustable shelves and two file drawers on the right side. The left door has a mirror and pin tray. Door locks are included.</p> <p><i>All cabinets provided with 2 finished sides.</i></p>	<p>36" 42" 48"</p>	<p>84"</p>	<p>24" 29"</p>
<hr/>					
<hr/>					


TMI PRODUCT NO.	PERSPECTIVE	DESCRIPTION	W	H	D
A1000		Single face countertop support panel with VGS laminate on both sides and PVC edging on exposed edges.	3/4"	30" 32" 34" 36"	23" 28"
A1050		Countertop support panel with VGS laminate on both sides, PVC edging on all exposed edges and a 3-1/2" wide mounting plate. The panel has a 4" high front edge and is cut back at 45 degrees.	3/4"	21-3/8"	21-3/8"
A1150		Finishing toe kick panel with PVC edging on top edge. For use with the A1210 back panel to close off kneespace toe kicks in island situations.	48" 60" 72" 84" 95"	6"	3/4"
A1210		Finished back panel with VGS laminate on both sides. Select overall finished countertop height. (Panel does not go to the floor and is not intended to be a countertop support panel.)	48" 60" 72" 84" 95"	30" 32" 34" 36"	3/4"
A1400		Shelf with VGS laminate on both sides and 3mm PVC edging on all four edges. Standards and brackets not included.	24" 30" 36"	1"	12" 14" 16" 18"

TMI PRODUCT NO.	PERSPECTIVE	DESCRIPTION	W	H	D
A1570		<p>Extra cabinet shelf with white TFM on both faces and white 1mm PVC on front edge. Includes four polycarbonate shelf clips. Shelf will be provided in size appropriate to fit into cabinet dimensions selected.</p>	12" 18" 24" 30" 36"	3/4"	14" 18" 24" 29"
A2310		<p>Articulating keyboard tray with pull-out mouse pad.</p>	30"	-	-
A2330		<p>Molded pencil drawer.</p>	21"	3"	16"
A2340		<p>Round grommet with 2-7/8" opening.</p>	3-5/8"	3/4"	3-5/8"
A7453		<p>Metal countertop support bracket with leveling adjustment, and a cutout for wire management.</p>	3"	30" 34" 36"	23" 28"

TMI PRODUCT NO.	PERSPECTIVE	DESCRIPTION	W	H	D
A9701		<p>Base cabinet filler panel. Provided as one (1) panel to be cut to size and assembled in the field as required.</p> <p>Face laminate color will match casework laminate.</p>	5" 11" 23" 47"	30" 32" 34" 36"	-
A9702		<p>ADA base cabinet filler panel. Provided as one (1) panel to be cut to size and assembled in the field as required.</p> <p>Face laminate color will match casework laminate.</p>	5" 11" 23" 47"	-	-
A9711		<p>Tall cabinet filler panels. Provided as two (2) panels to be cut to size and assembled in the field as required.</p> <p>Face laminate color will match casework laminate.</p>	5" 11" 23" 47"	72" 84"	-
A9712		<p>Tall cabinet corner filler panels. Provided as two (2) panels, with square top closure panel (Depth + 9 inches) included. Cut to size, notch and assemble in the field as required.</p> <p>Face laminate color will match casework laminate.</p>	5" 11" 23" 47"	72" 84"	23" 28"
A9721		<p>Wall cabinet filler panels. Provided as three (3) panels to be cut to size and assembled in the field as required.</p> <p>Face laminate color will match casework laminate.</p>	5" 11" 23" 47"	18" 24" 30" 36"	13"

TMI PRODUCT NO.	PERSPECTIVE	DESCRIPTION	W	H	D
A9722		<p>Wall cabinet corner filler panels. Provided as three (3) panels, with square top and bottom closure panels (Depth + 9 inches) included. Cut to size, notch and assemble in the field as required.</p> <p>Face laminate color will match casework laminate.</p>	5" 11" 23" 47"	18" 24" 30" 36"	13"

TMI COUNTERTOP DETAILS



TMI PRODUCT NO.	PERSPECTIVE	DESCRIPTION
-----------------	-------------	-------------

C1000


Depth: 14-1/2"
18-1/2"
24-1/2"
29-1/2"
35-1/2"



- 1" Solid Core Deck - Particleboard
- 3mm PVC Edging on Front and Sides
- Available in 95" and 119" Lengths
- Backsplash Not Included
- Provided with 84" of additional matching PVC edgingbanding for field finishing

C1010

Depth: 14-1/2"
18-1/2"
24-1/2"
29-1/2"
35-1/2"



- 1" Solid Core Deck - Particleboard
- 3mm PVC Edging on Front and Sides
- Available in 95" and 119" Lengths
- Backsplash Included (Shipped loose)
- Provided with 84" of additional matching PVC edgingbanding for field finishing

C1050


Depth: 26"
31"
37"
49"
59"



- Double Faced Countertop
- 1" Solid Core Deck - Particleboard
- 3mm PVC Edging on All Four Edges
- Available in 95" and 119" Lengths
- Provided with 84" of additional matching PVC edgingbanding for field finishing

CSPLAS

Depth: 14-1/2"
18-1/2"
24-1/2"
29-1/2"
35-1/2"



- Countertop Side Splash
- 1" Solid Core - Particleboard
- 3mm PVC Edging on Two Edges

CTFIN2T

Depth: 13-1/2"
17-1/2"
23-1/2"
28-1/2"



- For Use Above Open Cabinets (Without Doors or Drawers), Where Finished Top and 1/2" Overhang is Required
- 3/4" Solid Core Deck - Particleboard
- 3mm PVC Edging on Front and Sides
- Available in 95" and 119" Lengths
- Backsplash Not Included
- Provided with 84" of additional matching PVC edgingbanding for field finishing